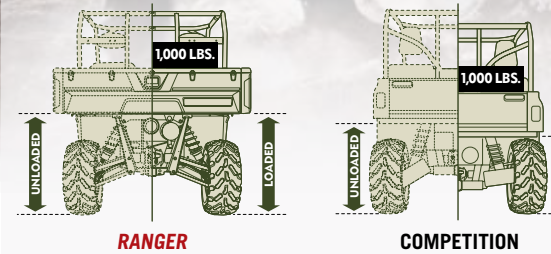


ULTIMATE

4X4 LIFTING & CARRYING



RANGER 800 HD™



◀ SELF-LEVELING SUSPENSION™

Our legendary long-travel IRS features Nivomat®* shocks. When the *RANGER* HD starts moving, the shocks start working. The shocks automatically lift the 454 kg capacity box to near its unloaded height, maximising suspension travel and ground clearance keeping the ride smooth during all kinds of heavy-duty applications.

POLARIS ACCESSORY LIFT & CARRY™ SYSTEM

The hydraulic Lift & Carry system lets you move, plow, or grapple up to 227 kg. loads.



ELECTRONIC POWER STEERING

The *RANGER* HD has Variable Assist power steering, which helps you steer easily at slow speeds and adjusts as speeds increase giving you ultimate control and comfort.

MORE POLARIS FEATURES

- Monstrous 907 kg towing
- 454 kg Dump Box capacity
- On-Demand True All-Wheel Drive (AWD)
- Dual A-Arm front suspension
- Seating for three adults with seatbelts
- Certified Roll-Over Protective Structure (ROPS)®



SAGE GREEN



*Nivomat® is a registered trademark of ZF Sachs AG.

^OSHA ROPS 29CFR1928.53

RANGER 800 HD

2010

SPECIFICATIONS

RANGER®

RANGER 800 XP® (PG. 8)

RANGER 800 HD™ (PG. 10)

RANGER 800 6X6 (PG. 12)













RANGER 800 CREW® (PG. 14)

Tows More, Carries More, Seats Three.

Ultimate 4x4 Lifting and Carrying.

The Heavy-Duty Leader of Modern Workhorses.

With Seating for Six, You'll Carry the Whole Crew.

		RANGER 800 XP® (PG. 8)	RANGER 800 HD™ (PG. 10)	RANGER 800 6X6 (PG. 12)	RANGER 800 CREW® (PG. 14)
S.N.A.P.	Steering Wheel or Handle Bars				
	Number of People				
	Application	 WORK	 HD WORK	 HD WORK	 WORK
ENGINE	Engine Type	4-Stroke Twin Cylinder	4-Stroke Twin Cylinder	4-Stroke Twin Cylinder	4-Stroke Twin Cylinder
	Displacement	760cc	760cc	760cc	760cc
	Fuel System	Electronic Fuel Injection	Electronic Fuel Injection	Electronic Fuel Injection	Electronic Fuel Injection
	Cooling	Liquid	Liquid	Liquid	Liquid
DRIVE TRAIN	Transmission/Final Drive	Automatic PVT H/L/N/R; Shaft	Automatic PVT H/L/N/R; Shaft	Automatic PVT H/L/N/R; Shaft	Automatic PVT H/L/N/R; Shaft
	Drive System	On-Demand True AWD/2WD/Turf Mode	On-Demand True AWD/2WD/Turf Mode	On-Demand True 6WD/Rear 4WD/Mid Differential Lock	On-Demand True AWD/2WD/VersaTrac Turf Mode
SUSPENSION	Front Suspension	Dual A-Arm 24.4 cm Travel	Dual A-Arm 24.4 cm Travel	Dual A-Arm 24.4 cm Travel	Dual A-Arm 24.4 cm Travel
	Rear Suspension	Dual A-Arm, IRS 22.9 cm Travel	Self-Leveling Dual A-Arm, IRS 22.9 cm Travel	4-Wheel Dual A-Arm, IRS 22.9 cm Travel	Dual A-Arm, IRS 22.9 cm Travel
BRAKES	Front/Rear Brakes	4-Wheel Hydraulic Disc with Dual-Bore Front Calipers	4-Wheel Hydraulic Disc with Dual-Bore Front Calipers	4-Wheel Hydraulic Disc with Dual-Bore Front Calipers	4-Wheel Hydraulic Disc with Dual-Bore Front Calipers
	Parking Brake	Hand-Actuated	Hand-Actuated	Hand-Actuated	Hand-Actuated
TYRES AND WHEELS	Front Tyres	25 x 10-12; 489	26 x 9-12; PXT	25 x 10-12; 489	26 x 9-12; PXT
	Rear Tyres	25 x 11-12; 489	26 x 11-12; PXT	25 x 11-12; 489	26 x 11-12; PXT
	Wheels	Stamped Steel	Aluminum	Stamped Steel	Stamped Steel
DIMENSIONS/CAPACITIES	Wheelbase	193 cm	193 cm	266.7 cm	274.3 cm
	Dry Weight	561 kg.	572 kg.	704 kg.	678 kg.
	Length/Width/Height	290 cm / 152 cm / 193 cm	290 cm / 152 cm / 193 cm	348 cm / 152 cm / 193 cm	368 cm / 152 cm / 193 cm
	Fuel Capacity	34.1 ltr.	34.1 ltr.	34.1 ltr.	34.1 ltr.
	Bed Box Dimension/Capacity	107 cm x 147 cm x 25 cm / 453.6 kg.	107 cm x 147 cm x 25 cm / 453.6 kg.	122 cm x 147 cm x 25 cm / 567 kg.	107 cm x 147 cm x 25 cm / 453.6 kg.
	Payload Capacity	680.4 kg.	680.4 kg.	907.2 kg.	793.8 kg.
	Hitch Towing Rating	907.2 kg.	907.2 kg.	907.2 kg.	907.2 kg.
	Cargo System	Lock & Ride	Lock & Ride	Lock & Ride	Lock & Ride
	Ground Clearance	30.5 cm	30.5 cm	30.5 cm	29 cm
Hitch/Type	Std/Receiver	Std/Receiver	Std/Receiver	Std/Receiver	
FEATURES	Instrumentation	Digital Gauge, Speedometer, Odometer, Tachometer, Two Tripmeters, Hour Meter, Gear Indicator, Fuel Gauge, Hi-Temp/Low-Batt Lights, DC Outlets (2)	Digital Gauge, Speedometer, Odometer, Tachometer, Two Tripmeters, Hour Meter, Gear Indicator, Fuel Gauge, Hi-Temp/Low-Batt Lights, DC Outlets (2)	Digital Gauge, Speedometer, Odometer, Tachometer, Two Tripmeters, Hour Meter, Gear Indicator, Fuel Gauge, Hi-Temp/Low-Batt Lights, DC Outlets (2)	Digital Gauge, Speedometer, Odometer, Tachometer, Two Tripmeters, Hour Meter, Gear Indicator, Fuel Gauge, Hi-Temp/Low-Batt Lights, DC Outlets (3)
COLOURS	Colours	Solar Red, Sage Green, Mossy Oak Break-Up	Sage Green	Solar Red, Sage Green	Solar Red, Sage Green, Mossy Oak Break-Up